



2000nm 3x3 Fused PM Fiber Splitter

Key Features



- Low Insertion Loss
- High Extinction Ratio
- Compact In-Line Package
- Available for Slow or Fast Axis Operation
- High Stability and Reliability

DK Photonics uses unique fusing technique and polarization maintaining fiber to build the 3x3 monolithic fused PM fiber standard splitter. The coupling ratio could be selected according to customer's request. It features low excess loss, small size and high polarization extinction ratio. 3x3 monolithic fused PM fiber standard splitter is widely used for optical sensors and optical gyro.

If you do not see a standard PM Fused Coupler that meets your needs, we welcome the opportunity to review your desired specification and quote a custom PM fused Coupler. Requests for custom fiber pigtailed, different wavelengths, tap Ratio and handling power of operation or other specific needs will be readily addressed.

Applications

- Fiber Optic Instruments
- Fiber Amplifiers
- Fiber Sensors
- Coherent Detecting
- Research



For more Info

Please contact us at:

Tel: +86-755-23736280


Fax: +86-755-26746512

E-mail: sales@dkphotonics.com

<https://www.dkphotonics.com>

Add.:

4F, Bldg. 18, Qinghu Industrial Park,
Dahe Road, Longhua Dis.,
Shenzhen, China 518109



2000nm 3x3 Fused PM Fiber Splitter

Performance Specifications

Parameter	Unit	Values
Port Configuration	-	3x3
Splitting Ratio	%	33/33/33
Grade	-	P grade A grade
Central Wavelength	nm	1940,2000,2050
Bandwidth	nm	±10
Excess Loss	Typ.	0.6 0.8
	Max.	0.8 1.0
PER for Through Port	dB	≥17 ≥15
Splitting Ratio Tolerance	Max.	±10 ±13
Directivity	dB	50
Max. Power Handling	W	0.5, 2, 3, 5,
Max. Tensile Load	N	5
Fiber Type	-	PM1550(default) or PM1950 Panda fiber or other
Operating Temperature	°C	-5 ~ +70
Storage Temperature	°C	-40 ~ +85
Dimensions (Φ×L)	mm	Φ4.0×60(0.9mm tube), Φ3.0×54 (bare fiber)

- Above specifications are for device without connector, and the PM fused coupler is both axis working, no axis can be blocked; default test extinction ratio is on the slow axis. All parameters are tested at room temperature.
- For devices with connectors, IL will be 0.3dB higher, RL will be 5dB lower and ER will be 2dB lower. Power transmits through the connector less than 2W. The default connector key is aligned to slow axis. ER will be 2 dB lower for Nufern PM1950 fiber.
- For >10W high power applications, we will use heat sink package, contact DK Photonics for details.
- If there is pulse application, please be sure to inform us of pulse energy and peak power.

Order information P/N: PMFBTC-①-②-③-④-⑤-⑥-⑦

When you inquire, please provide the correct P/N number according to our ordering information and attach the appropriate description would be better. If need any connector, we do not recommend choosing a 250μm bare fiber pigtail.

①	②	③	④	⑤	⑥	⑦
Grade	Port	Operating Wavelength	Power Handling	Pigtails Diameter	Fiber Length	Connector
P: P grade	303:3x3	2000:2000nm	L:<0.5W	25:250μm bare fiber	08:0.8m	00: None
A: A grade		XX: Others	2:2W	90:900μm Loose tube	10:1.0m	FP: FC/PC
			5:5W	XX: Others	XX: Others	FA: FC/APC
						XX: Others

Part Number Example: PMFBTC-S-P-303-2000-L-90-10-FA

Description: 2000nm 3x3 Fused PM Fiber Splitter, slow axis working, P grade,0.5W, 33/33/33 coupling ratio, 1.0m PM1550 panda fiber with 0.9mm OD loose tube, and FC/APC connectors at all ports.

Ordering Information for Custom Parts

If you need to customize other specifications, please provide detailed description for your requirement.