

1030nm TGG Based Optical Isolator

Key Features

- High isolation
- Low insertion loss
- Cost Effective
- Excellent environmental stability and reliability

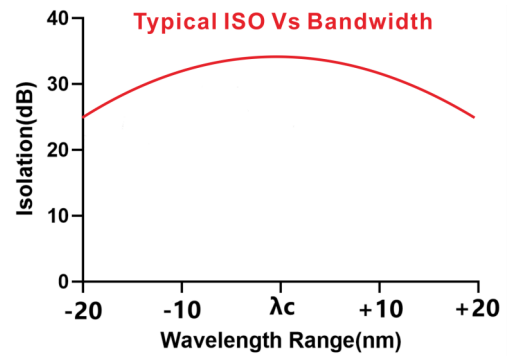
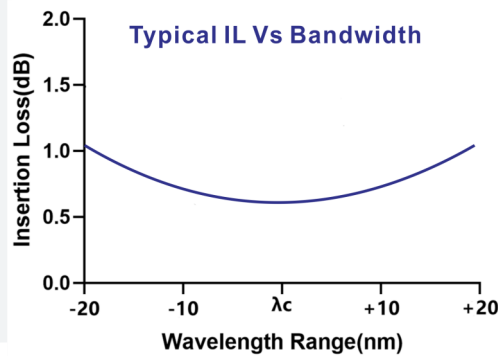
The TGG Based Optical Isolator is characterized with low insertion loss, high isolation, high return loss, excellent environmental stability and reliability. It has been widely used in lasers, transmitters and other fiber optics communication equipment to suppress back reflection and back scattering.

DK Photonics offers a large selection of polarization insensitive or polarization maintaining fiber-in to fiber-out isolators. These devices can handle powers rang from 300mW to 150W or other on request, and have center operating wavelengths ranging from 500nm to 2100nm.

If you do not see a standard isolator that meets your needs, we welcome the opportunity to review your desired specification and quote a custom isolator. Requests for custom fiber pigtailed, different wavelengths and handling power of operation or other specific needs will be readily addressed.

Applications

- Fiber Optic Amplifiers
- Fiber Optic Laser
- Test and Measurement
- Instrumentation



For more Info

Please contact us at:

Tel: +86-755-23736280

Fax: +86-755-26746512

E-mail: sales@dkphotonics.com

<https://www.dkphotonics.com>

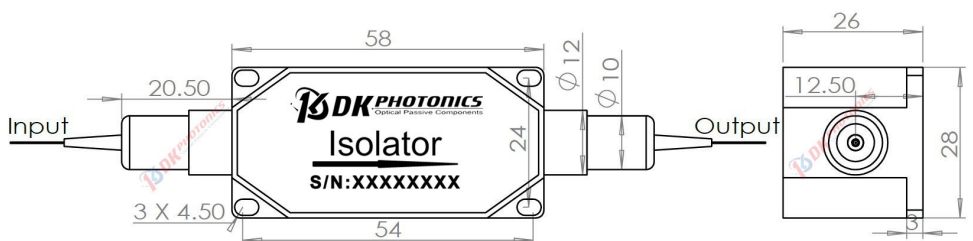
Add.:

4F, Bldg. 18, Qinghu Industrial Park,

Dahe Road, Longhua Dis.,

Shenzhen, China 518109

Package Dimension:



*Due to ongoing design improvements, the package size is subject to change. Please contact DK Photonics for confirmation if you have special requirements.



1030nm TGG Based Optical Isolator

Performance Specifications

Parameters	Unit	Values
Central Wavelength	nm	1030,1040,1050
Operating Wavelength Range	nm	±15
Typ. Peak Isolation	dB	33
Min. Isolation in Band (at 23°C)	dB	26
Typ. Insertion Loss	dB	0.6
Max. Insertion Loss (at 23°C)	dB	1.0
Max. PDL	dB	0.15
Min. Return Loss	dB	45
Maximum Power Handling (continuous wave)	W	0.5,1, 2, 5,10,20
Max. Peak Power for ns Pulse	kW	1, 5,10
Max. Tensile Load	N	5
Fiber Type	-	HI1060-XP, 10/125 SC, or other
Operating Temperature	°C	0 ~ + 70
Storage Temperature	°C	-40 ~ +85
Dimensions	mm	58x28x26

1. Above specification are for device without connector and may change without notice.
2. IL is 0.3 dB higher and RL is 5 dB lower for each connector added.
3. The pass optical power is 2 W only for connector added.

Order information P/N: ISO -①-②-③-④-⑤-⑥-⑦

When you inquire, please provide the correct P/N number according to our ordering information, and attach the appropriate description would be better. If need any connector, we do not recommend choosing a 250µm bare fiber pigtail. For high power applications, we recommend direct splicing without connectors.

①	②	③	④	⑤	⑥	⑦
Wavelength	Optical Power	Power Type	Fiber Type	Pigtails Diameter	Fiber Length	Connector Type
30:1030nm	L:<0.5W	P: Pulsed	XX: fiber code	25:250µm bare fiber	10:1.0m	00: None
40:1040nm	1:1W	C: Continuous		90:900µm Loose Fiber	XX: Other	FP: FC/PC
50:1050nm	3:3W	Wave		XX: Others		FA: FC/APC
XX: Other	5:5W					XX: Others
	10:10W					

Part Number Example: ISO-30-L-C-06X-90-10-FA

Description: TGG Based 1030nm Optical Isolator, 0.5W power handling, continuous wave power, 1060-XP fiber, with 0.9mm OD loose tube, 1.0m length fiber pigtails, FC/APC connectors at all ports.

Ordering Information for Custom Parts

If you need to customize other specifications, please provide detailed description for your requirement.