



488/532nm PM fiber Fused WDM



Key Features

- Low Insertion Loss
- High Isolation
- High Extinction Ratio
- High power handling
- Polarization-Insensitive
- High Stability and Reliability

DK Photonics' short wavelength PM Fiber Fused wavelength division multiplexers (WDMs), also known as Fiber Combiners, consist of two separate input fibers that each accept a different wavelength of light and a single, common output fiber accepting both input wavelengths. Designed for laser lines commonly used in life science applications, these fused WDM are ideal for dual-color fluorescence imaging using confocal microscopy or laser scanning microscopy setups. DK Photonics also offers fused WDM with a 780 nm channel that are designed for near-IR applications such as Raman microscopy. In total, up to 20 different combinations of combiners are available; please refer to the table to the right for a list of available combinations. Because fused WDM are reversible, they can also be used to split two colors entering the common port into two separate output ports.

Applications

- Fiber laser
- Fiber amplifier
- Fiber Sensor
- Monitoring in Coherent Systems
- Communications



For more Info

Please contact us at:

Tel: +86-755-23736280

Fax: +86-755-26746512

E-mail: sales@dkphotonics.com

<https://www.dkphotonics.com>

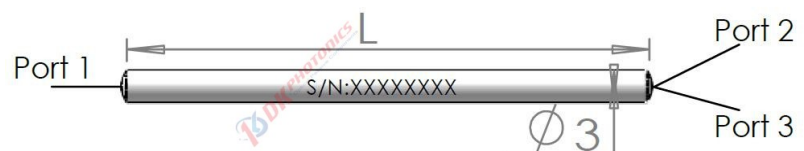
Add.:

4F, Bldg. 18, Qinghu Industrial Park,

Dahe Road, Longhua Dis.,

Shenzhen, China 518109

Package Dimension



*Due to ongoing design improvements, the package size is subject to change. Please contact DK Photonics for confirmation if you have special requirements.



488/532nm PM fiber Fused WDM

Performance Specifications

Parameter	Unit	Values
Operating wavelength	nm	488 / 532
Operating bandwidth	nm	±5
Insertion loss	dB	≤1.20
Isolation	dB	≥13
PER	dB	≥18
Return Loss	dB	≥55
Fiber Type	-	PM460-HP
Maximum Power Handling	mW	50 mW (With Connectors or Bare Fiber), 100 mW (Spliced)
Operating temperature	°C	-40 ~ +85
Storage Temperature	°C	-50 ~ +85
Package Dimension	mm	Φ3.0×60(bare fiber), or Φ3.0×70(900μm loose tube)

1. Other wavelengths can also be customized according to requirements.
2. Above specifications are for device without connector, and the PM fused coupler is both axis working, no axis can be blocked; default test extinction ratio is on the slow axis. All parameters are tested at room temperature at central wavelength only.
3. For devices with connectors, IL will be 1.5dB higher, RL will be 5dB lower and ER will be 2dB lower. The default connector key is aligned to slow axis.

Order information P/N: PMFBTWDM-①-②-③-④-⑤

When you inquire, please provide the correct P/N number according to our ordering information and attach the appropriate description would be better. If need any connector, we do not recommend choosing a 250μm bare fiber pigtail.

①	②	③	④	⑤
Port	Wavelength	Pigtails Diameter	Fiber Length	Connector
102:1x2	488/532	25:250μm	05:0.5m	00: None
		90:900μm	10:1.0m	FP: FC/PC
		XX: Others	15:1.5m	FA: FC/APC
			XX: Others	XX: Others

Part Number Example: PMFBTWDM-102-488/532-25-10-00

Description: 1x2 488/532nm PM fiber fused WDM, PM460-HP fiber, bare fiber, 1.0m length fiber pigtails, without connectors at all ports.

Ordering Information for Custom Parts

If you need to customize other specifications, please provide detailed description for your requirement.