



## 2000nm Polarization Maintaining Dual Fiber Collimator

### Key Features

- Low Insertion Loss
- High Extinction Ratio
- Compact Design
- Wide Operating Wavelength
- High Reliability and Stability

The Dual PM Fiber Collimator is the basic element for in-line PM fiber optics components, such as PM Circulators and PM WDM. It has high extinction ratio, low insertion and high return loss. The unique processing and high-quality AR coating also enable this collimator to handle high power.

If you do not see a standard PM Fiber Collimator that meets your needs, we welcome the opportunity to review your desired specification and quote a custom PM Fiber Collimator, Requests for custom fiber pigtailed, different wavelengths and handling power of operation or other specific needs will be readily addressed.



### Applications

- PM Circulators
- PM WDM
- PM Coupler
- Signal Processing

## For more Info

### Please contact us at:

Tel: +86-755-23736280

Fax: +86-755-26746512

E-mail: [sales@dkphotonics.com](mailto:sales@dkphotonics.com)

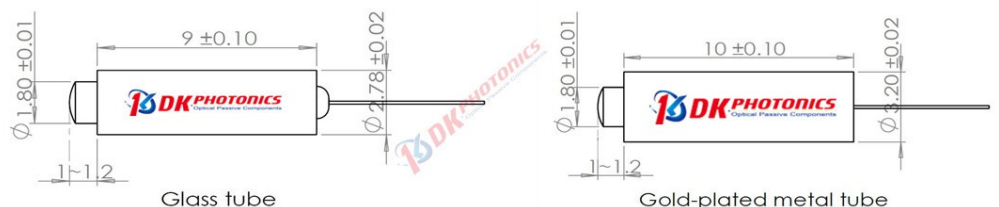
<https://www.dkphotonics.com>

Add.:

4F, Bldg. 18, Qinghu Industrial Park,  
Dahe Road, Longhua Dis.,

Shenzhen, China 518109

### Package Dimension:



\*Due to ongoing design improvements, the package size is subject to change. Please contact DK Photonics for confirmation if you have special requirements.

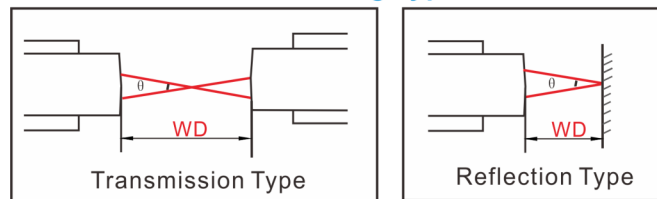
## 2000nm Polarization Maintaining Dual Fiber Collimator

### Performance Specifications

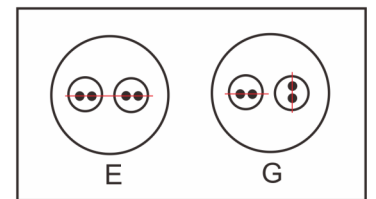
Parameter	Unit	Values			
Operating wavelength ( $\lambda_c$ )	nm	2000			
Operating wavelength range	nm	$\pm 50$			
Working Type	-	Transmission		Reflection	
Working Distance	mm	5~10	11~30	31~50	0mm for G-lens, 2.4mm for C-lens
Max. Insertion Loss ( $\lambda_c$ @2000nm)	dB	0.40	0.50	0.60	0.40
Min. Extinction Ratio (@23°C)	dB	22			
Min. Return Loss	dB	55			
Fiber Type	-	PM1550(default) or PM1950 Panda fiber			
Max. Power Handling	W	0.5, 1, 3, 5, 10			
Operating temperature	°C	-5~+70			
Storage temperature	°C	-40~+85			
Dimension	mm	$\Phi 3.2 \times 10$ (Metal holder) or $\Phi 2.78 \times 9.0$ (Glass tube)			

1. The specifications are w/o connector. Other lens sizes can also be customized according to requirements.
2. For devices with connectors, IL will be 0.3dB higher, RL will be 5dB lower and ER will be 2dB lower. The default connector key is aligned to slow axis. Power transmits through the connector less than 2W.
3. When purchasing the collimator, please inform us whether it is used alone or in pairing. If paired, we will pack and ship the paired ones together.
4. For G-lens, Working Distance <20mm.

#### Working Type



#### Slow Axis Orientation



### Order information

P/N: PMCOLL-D-②-③-④-⑤-⑥-⑦-⑧-⑨-⑩(D: Dual fiber)

When you inquire, please provide the correct P/N number according to our ordering information, and attach the appropriate description would be better. If need any connector, we do not recommend choosing a 250 $\mu$ m bare fiber pigtail.

①	②	③	④	⑤	⑥	⑦	⑧	⑨	⑩
Wavelength	Working Distance	Power Handling	Working Type	Slow axis Orientation	Lens Type	Pigtails Diameter	Fiber Length	Connectors	Dimension
2000:2000nm	0:<0mm 5:5mm	L:<0.5W 1:1W	T:Transm ission	E: As draw- ing	C: C-lens G: G-lens	25:250 $\mu$ m bare fiber	10:1.0m 13:1.3m	00: None FP: FC/PC	3.2x10 2.78x9
XX: Others	10:10mm	3:3W 5:5W	R:Reflect ion	G: As draw- ing		90:900 $\mu$ m Loose Fiber XX: Others	15:1.5m 20:2.0m XX: Others	FA: FC/APC XX: Others	

**Part Number Example:** PMCOLL-D-2000-5-L-T-E-C-25-10-00-2.78X9

**Description:**2000nm Polarization Maintaining Dual Fiber Collimator, 5mm working distance ,0.5W hand power, Transmission type, E type slow axis, C lens, PM1550 panda fiber, bare fiber, 1.0m fiber length, and no connector, package dimension:2.78x9mm.

### Ordering Information for Custom Parts

If you need to customize other specifications, please provide detailed description for your requirement.