


## 1480nm Polarization Maintaining Dual Fiber Collimator

### Key Features

- Low Insertion Loss
- High Extinction Ratio
- Compact Design
- Wide Operating Wavelength
- High Reliability and Stability


The Dual PM Fiber Collimator is the basic element for in-line PM fiber optics components, such as PM Circulators and PM WDM. It has high extinction ratio, low insertion and high return loss. The unique processing and high-quality AR coating also enable this collimator to handle high power.

If you do not see a standard PM Fiber Collimator that meets your needs, we welcome the opportunity to review your desired specification and quote a custom PM Fiber Collimator, Requests for custom fiber pigtailed, different wavelengths and handling power of operation or other specific needs will be readily addressed.



### Applications

- PM Circulators
- PM WDM
- PM Coupler
- Signal Processing



## For more Info

### Please contact us at:

Tel: +86-755-23736280

Fax: +86-755-26746512

E-mail: [sales@dkphotonics.com](mailto:sales@dkphotonics.com)

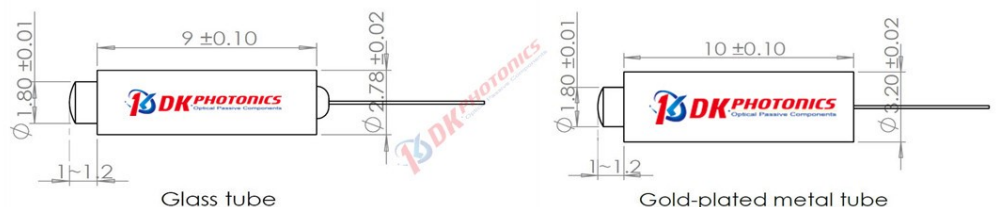
<https://www.dkphotonics.com>

Add.:

4F, Bldg. 18, Qinghu Industrial Park,  
Dahe Road, Longhua Dis.,

Shenzhen, China 518109

### Package Dimension:



\*Due to ongoing design improvements, the package size is subject to change. Please contact DK Photonics for confirmation if you have special requirements.

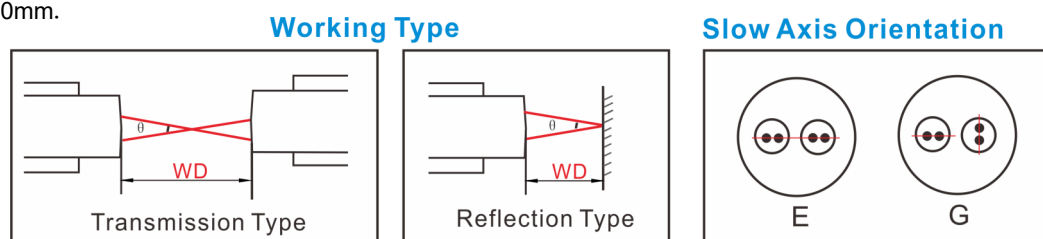


## 1480nm Polarization Maintaining Dual Fiber Collimator

### Performance Specifications

Parameter	Unit	Values			
Operating wavelength ( $\lambda_c$ )	nm	1480			
Operating wavelength range	nm	$\pm 50$			
Working Type	-	Transmission		Reflection	
Working Distance	mm	5~10	11~30	31~50	0mm for G-lens, 2.4mm for C-lens
Max. Insertion Loss ( $\lambda_c$ @1480nm)	dB	0.20	0.30	0.40	0.20
Min. Extinction Ratio (@23°C)	dB	22			
Min. Return Loss	dB	55			
Fiber Type	-	PM1550-XP Panda fiber			
Max. Power Handling	W	0.5, 1, 3, 5, 10			
Operating temperature	°C	-5~+70			
Storage temperature	°C	-40~+85			
Dimension	mm	$\Phi 3.2 \times 10$ (Metal holder) or $\Phi 2.78 \times 9.0$ (Glass tube)			

- The specifications are w/o connector. Other lens sizes can also be customized according to requirements.
- For devices with connectors, IL will be 0.3dB higher, RL will be 5dB lower and ER will be 2dB lower. The default connector key is aligned to slow axis. Power transmits through the connector less than 2W.
- When purchasing the collimator, please inform us whether it is used alone or in pairing. If paired, we will pack and ship the paired ones together.
- For G-lens, Working Distance <20mm.



### Order information

P/N: PMCOLL-D-②-③-④-⑤-⑥-⑦-⑧-⑨-⑩(D: Dual fiber)

When you inquire, please provide the correct P/N number according to our ordering information, and attach the appropriate description would be better. If need any connector, we do not recommend choosing a 250 $\mu$ m bare fiber pigtail.

①	②	③	④	⑤	⑥	⑦	⑧	⑨	⑩
Wave-length	Working Distance	Power Handling	Working Type	Slow axis Orientation	Lens Type	Pigtails Diameter	Fiber Length	Connectors	Dimension
14:1480nm XX: Others	0:<0mm 5:5mm 10:10mm	L:<0.5W 1:1W 3:3W 5:5W	T:Transm ission R:Reflect ion	E: As draw- ing G: As draw- ing	C: C-lens G: G-lens	25:250 $\mu$ m bare fiber 90:900 $\mu$ m Loose Fiber XX: Others	10:1.0m 13:1.3m 15:1.5m 20:2.0m XX: Others	00: None FP: FC/PC FA: FC/APC XX: Others	3.2x10 2.78x9

**Part Number Example:** PMCOLL-D-14-5-L-T-E-C-25-10-00-2.78X9

**Description:** 1480nm Polarization Maintaining Dual Fiber Collimator, 5mm working distance ,0.5W hand power, Transmission type, E type slow axis, C lens, PM1550 panda fiber, bare fiber, 1.0m fiber length, and no connector, package dimension:2.78x9mm.

### Ordering Information for Custom Parts

If you need to customize other specifications, please provide detailed description for your requirement.